



FIM CEV REPSOL 2014 Circuito de Navarra

Superbike

Race


Parrilla de Salida

33 N. Mäkinen	1:46.932	21	66 P. Le Gallo	1:48.662	23	75 M. Höglund	1:48.372	22
46 P. Texier	1:44.419	18	76 O. Borraio Rodriguez	1:44.634	20	18 L. De Ulacia De La Sotilla	1:44.600	19
37 A. Mateos Aznar	1:42.997	15	43 C. Cotton Russell	1:44.314	17	58 M. Møller Pedersen	1:43.648	16
26 J. Wainwright	1:42.110	12	49 F. Parchard	1:42.673	14	87 R. García Bermúdez	1:42.628	13
23 G. Llano Pardo	1:41.668	9	5 E. Kuorinen	1:42.004	11	3 A. Esteban Gómez	1:41.788	10
47 A. Rodriguez Campillo	1:40.199	6	10 E. Ferrer Castelló	1:41.231	8	4 R. Pietri Chiossone	1:40.242	7
7 D. Rivas Fernandez	1:39.916	3	22 I. Silva Alberola	1:40.137	5	9 K. Neves	1:39.944	4
			51 S. Barraaan Portilla	1:39.738	2	31 C. Morales Gómez	1:39.715	1



Comisarios Deportivos:	Cronometrador:
------------------------	----------------





FIM CEV REPSOL 2014 Circuito de Navarra

Superbike

Race ((18 laps, 70,8 km.))

Provisional Classification

Rider	Nat	Team	Bike	Class	Laps	Total Time	Gap	Kph	Best Lap		
									Lap	Time	Kph
1 31 Carmelo Morales Gómez	SPA	CALVO TEAM LAGLISSE	KAWASAKI	SBK	18	30:13.608	-	140.5	9	1:39.789	141.9
2 51 Santiago Barragan Portilla	SPA	TEAM STRATOS	KAWASAKI	SBK	18	30:17.910	+4.302	140.2	8	1:39.900	141.7
3 9 Kenny Noyes	USA	KAWASAKI PALMETO PL RACING	KAWASAKI	SBK	18	30:22.449	+8.841	139.8	11	1:40.045	141.5
4 7 Daniel Rivas Fernandez	SPA	EASYRACE SUPERBIKE TEAM	BMW	SBK	18	30:23.956	+10.348	139.7	3	1:40.027	141.5
5 22 Ivan Silva Alberola	SPA	TARGOBANK MOTORSPORT	BMW	SBK	18	30:24.205	+10.597	139.7	17	1:39.972	141.6
6 4 Robertino Pietri Chiossone	VEN	KAWASAKI PALMETO PL RACING	KAWASAKI	SBK	18	30:34.552	+20.944	138.9	3	1:40.607	140.7
7 10 Enrique Ferrer Castelló	SPA	PASTRANA RACING TEAM	KAWASAKI	SBK	18	30:38.410	+24.802	138.6	3	1:41.224	139.9
8 3 Alejandro Esteban Gómez	SPA	AE19 BASOLI COMPETICIO	KAWASAKI	PRI	18	31:12.245	+58.637	136.1	10	1:42.639	137.9
9 5 Eeki Kuparinen	FIN	MOTOMARKET RACING	BMW	PRI	18	31:12.512	+58.904	136.1	18	1:42.743	137.8
10 23 Guillermo Llano Pardo	SPA	HOSPITALITY MOTOBOX	KAWASAKI	PRI	18	31:13.464	+59.856	136.0	10	1:42.984	137.5
11 26 Josh Wainwright	GBR	QUELCH AFTER DARK	KAWASAKI	PRI	18	31:16.294	+1:02.686	135.8	11	1:42.851	137.7
12 87 Raul Garcia Bermúdez	SPA	STRATOS COMPETICION	KAWASAKI	PRI	18	31:16.818	+1:03.210	135.8	14	1:43.204	137.2
13 49 Fabien Parchard	FRA	BASOLI COMPETICIO	KAWASAKI	PRI	18	31:17.715	+1:04.107	135.7	4	1:43.004	137.5
14 58 Michael Møller Pedersen	DEN	H43 TEAM-TMP RACING SPORT	APRILIA	PRI	18	31:37.683	+1:24.075	134.3	4	1:44.184	135.9
15 43 Chris Cotton Russell	CAN	JEG RACING	KAWASAKI	PRI	18	31:49.913	+1:36.305	133.4	16	1:44.923	134.9
16 18 Lucas De Ulacia De La Sotilla	SPA	KAWASAKI PALMETO	KAWASAKI	PRI	18	31:52.627	+1:39.019	133.3	14	1:44.735	135.2
17 33 Niko Mäkinen	FIN	NIKORACING-STRATOS	SUZUKI	PRI	17	30:52.876	1 Lap	129.9	6	1:47.030	132.3
18 75 Mika Höglund	FIN	MOTOMARKET RACING	BMW	PRI	17	31:05.055	1 Lap	129.1	6	1:48.212	130.8
19 66 Philippe Le Gallo	FRA	JEG RACING	KAWASAKI	PRI	17	32:01.367	1 Lap	125.3	3	1:49.527	129.3

Not classified:

46 Pierre Texier	FRA	TEX RACING	KAWASAKI	PRI	13	23:05.728			12	1:43.956	136.2
76 Oscar Borrajo Rodriguez	SPA	BORRAJO RACING TEAM		PRI	6	10:39.063			5	1:44.446	135.6
47 Angel Rodriguez Campillo	SPA	TEAM SUZUKI SPEED RACING	SUZUKI	SBK	2	3:28.563			2	1:40.005	141.6
37 Alexander Mateos Aznar	SPA	TEAM SUZUKI SPEED RACING	SUZUKI	PRI	2	3:37.683			2	1:44.531	135.5


Pole Position		C. Morales Gómez	1:39.715	142.0 Kph
Fastest Lap	Lap 9	Carmelo Morales Gómez	1:39.789	141.9 Kph

Published at:

Track Status: **DRY**

Race Director:	Timekeeper:
-----------------------	--------------------





CIRCUITO DE NAVARRA 3.933 m.

Superbike

FIM CEV REPSOL 2014 Circuito de Navarra

Race

Provisional Classification by Class


Nr.	Rider	Nat	Team	Bike	Laps	Total Time	Gap	Kph	Best Lap		
									Lap	Time	Kph
PRI											
1	3 Alejandro Esteban Gómez	SPA	AE19 BASOLI COMPETICIO	KAWASAKI	18	31:12.245		136.1	10	1:42.639	137.9
2	5 Eeki Kuparinen	FIN	MOTOMARKET RACING	BMW	18	31:12.512	+0.267	136.1	18	1:42.743	137.8
3	23 Guillermo Llano Pardo	SPA	HOSPITALITY MOTOBOX	KAWASAKI	18	31:13.464	+1.219	136.0	10	1:42.984	137.5
4	26 Josh Wainwright	GBR	QUELCH AFTER DARK	KAWASAKI	18	31:16.294	+4.049	135.8	11	1:42.851	137.7
5	87 Raul Garcia Bermúdez	SPA	STRATOS COMPETICION	KAWASAKI	18	31:16.818	+4.573	135.8	14	1:43.204	137.2
6	49 Fabien Parchard	FRA	BASOLI COMPETICIO	KAWASAKI	18	31:17.715	+5.470	135.7	4	1:43.004	137.5
7	58 Michael Møller Pedersen	DEN	H43 TEAM-TMP RACING SPORT	APRILIA	18	31:37.683	+25.438	134.3	4	1:44.184	135.9
8	43 Chris Cotton Russell	CAN	JEG RACING	KAWASAKI	18	31:49.913	+37.668	133.4	16	1:44.923	134.9
9	18 Lucas De Ulacia De La Sotilla	SPA	KAWASAKI PALMETO	KAWASAKI	18	31:52.627	+40.382	133.3	14	1:44.735	135.2
10	33 Niko Mäkinen	FIN	NIKORACING-STRATOS	SUZUKI	17	30:52.876	1 Laps	129.9	6	1:47.030	132.3
11	75 Mika Höglund	FIN	MOTOMARKET RACING	BMW	17	31:05.055	1 Laps	129.1	6	1:48.212	130.8
12	66 Philippe Le Gallo	FRA	JEG RACING	KAWASAKI	17	32:01.367	1 Laps	125.3	3	1:49.527	129.3
Not classified:											
46	Pierre Texier	FRA	TEX RACING	KAWASAKI	13	23:05.728	5 Laps	132.8	12	1:43.956	136.2
76	Oscar Borrajo Rodríguez	SPA	BORRAJO RACING TEAM		6	10:39.063	12 Laps	132.9	5	1:44.446	135.6
37	Alexander Mateos Aznar	SPA	TEAM SUZUKI SPEED RACING	SUZUKI	2	3:37.683	16 Laps	130.1	2	1:44.531	135.5

Published at:

Track Status: **DRY**

Race Director:	Timekeeper:
----------------	-------------





Superbike

FIM CEV REPSOL 2014 Circuito de Navarra

Race

Provisional Classification by Class

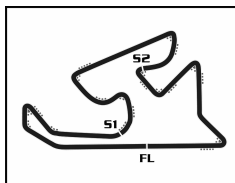
Nr.	Rider	Nat	Team	Bike	Laps	Total Time	Gap	Kph	Best Lap		
									Lap	Time	Kph
SBK											
1	31 Carmelo Morales Gómez	SPA	CALVO TEAM LAGLISSE	KAWASAKI	18	30:13.608		140.5	9	1:39.789	141.9
2	51 Santiago Barragan Portilla	SPA	TEAM STRATOS	KAWASAKI	18	30:17.910	+4.302	140.2	8	1:39.900	141.7
3	9 Kenny Noyes	USA	KAWASAKI PALMETO PL RACING	KAWASAKI	18	30:22.449	+8.841	139.8	11	1:40.045	141.5
4	7 Daniel Rivas Fernandez	SPA	EASYRACE SUPERBIKE TEAM	BMW	18	30:23.956	+10.348	139.7	3	1:40.027	141.5
5	22 Ivan Silva Alberola	SPA	TARGOBANK MOTORSPORT	BMW	18	30:24.205	+10.597	139.7	17	1:39.972	141.6
6	4 Robertino Pietri Chiossone	VEN	KAWASAKI PALMETO PL RACING	KAWASAKI	18	30:34.552	+20.944	138.9	3	1:40.607	140.7
7	10 Enrique Ferrer Castelló	SPA	PASTRANA RACING TEAM	KAWASAKI	18	30:38.410	+24.802	138.6	3	1:41.224	139.9
Not classified:											
	47 Angel Rodríguez Campillo	SPA	TEAM SUZUKI SPEED RACING	SUZUKI	2	3:28.563	16 Laps	135.8	2	1:40.005	141.6

Published at:

Track Status: **DRY**

Race Director:	Timekeeper:
----------------	-------------





Superbike

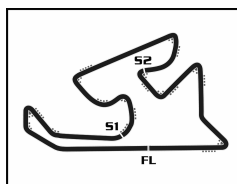
FIM CEV REPSOL 2014 Circuito de Navarra

Race

Lap Chart

		LAP																			
Nr	Pos	Pos	1	2	3	4	5	6	7	8	9	10	11	12	13	14	15	16	17	18	
31	1	31	31	31	31	31	31	31	31	31	31	31	31	31	31	31	31	31	31	31	31
51	2	51	7	7	7	7	7	7	7	7	51	51	51	51	51	51	51	51	51	51	51
7	3	7	51	51	51	51	51	51	51	51	7	7	7	7	7	9	9	9	9	9	9
9	4	9	22	47	22	9	22	22	9	22	22	22	22	22	9	7	7	7	7	7	7
22	5	22	47	22	9	22	9	9	22	9	9	9	9	9	22	22	22	22	22	22	22
47	6	47	9	9	4	4	4	4	4	4	4	4	4	4	4	4	4	4	4	4	4
4	7	4	4	4	10	10	10	10	10	10	10	10	10	10	10	10	10	10	10	10	10
10	8	10	10	10	5	3	3	3	3	3	3	3	3	3	3	3	3	3	3	3	3
23	9	23	3	3	3	5	5	23	23	23	23	23	23	5	23	23	23	23	23	23	5
3	10	3	5	5	23	23	23	5	5	5	5	5	5	23	5	5	5	5	5	5	23
5	11	5	58	58	87	87	87	87	87	87	87	87	87	87	87	87	87	87	26	26	26
26	12	26	87	23	58	58	26	49	49	49	49	49	49	26	26	26	26	26	87	87	87
87	13	87	23	87	26	26	49	26	26	26	26	26	49	49	49	49	49	49	49	49	49
49	14	49	37	37	49	49	58	58	58	58	58	58	58	58	58	58	58	58	58	58	58
37	15	37	76	26	76	76	76	76	43	43	43	43	43	43	43	43	43	43	43	43	43
58	16	58	49	76	43	43	43	43	18	18	18	18	18	18	46	18	18	18	18	18	18
43	17	43	26	49	18	18	18	18	46	46	46	46	46	46	18	33	33	33	33	33	33
46	18	46	43	43	46	33	46	46	33	33	33	33	33	33	33	75	75	75	75	75	75
18	19	18	33	18	33	46	33	33	75	75	75	75	75	75	75	66	66	66	66	66	66
76	20	76	18	33	75	75	75	75	66	66	66	66	66	66	66						
33	21	33	75	75	66	66	66	66													
75	22	75	66	46																	
66	23	66	46	66																	





Superbike

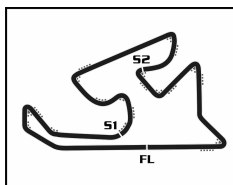
FIM CEV REPSOL 2014 Circuito de Navarra

Race

CIRCUITO DE NAVARRA 3.933 m Best Sector Times

SECTOR 1			SECTOR 2			SECTOR 3			Pos	Rider	Ideal Lap	Best Lap
Pos	Rider	Time	Rider	Time	Rider	Time						
1	31 C.Morales Gómez	26.405	7 D.Rivas Fernandez	36.270	22 I.Silva Alberola	36.785	1	31 C.Morales Gómez	1'39.590	1:39.789	(1)	
2	7 D.Rivas Fernandez	26.408	47 A.Rodriguez Campillo	36.281	31 C.Morales Gómez	36.896	2	7 D.Rivas Fernandez	1'39.665	1:40.027	(5)	
3	51 S.Barragan Portilla	26.559	31 C.Morales Gómez	36.289	9 K.Noyes	36.906	3	22 I.Silva Alberola	1'39.848	1:39.972	(3)	
4	22 I.Silva Alberola	26.609	51 S.Barragan Portilla	36.300	47 A.Rodriguez Campillo	36.912	4	51 S.Barragan Portilla	1'39.871	1:39.900	(2)	
5	4 R.Pietri Chiossone	26.619	9 K.Noyes	36.410	7 D.Rivas Fernandez	36.987	5	9 K.Noyes	1'39.949	1:40.045	(6)	
6	9 K.Noyes	26.633	22 I.Silva Alberola	36.454	51 S.Barragan Portilla	37.012	6	47 A.Rodriguez Campillo	1'40.005	1:40.005	(4)	
7	47 A.Rodriguez Campillo	26.812	4 R.Pietri Chiossone	36.574	4 R.Pietri Chiossone	37.137	7	4 R.Pietri Chiossone	1'40.330	1:40.607	(7)	
8	10 E.Ferrer Castelló	27.081	10 E.Ferrer Castelló	36.647	10 E.Ferrer Castelló	37.351	8	10 E.Ferrer Castelló	1'41.079	1:41.224	(8)	
9	26 J.Wainwright	27.146	5 E.Kuparinen	36.651	3 A.Esteban Gómez	37.770	9	5 E.Kuparinen	1'41.941	1:42.743	(10)	
10	49 F.Parchard	27.268	26 J.Wainwright	37.120	5 E.Kuparinen	37.826	10	3 A.Esteban Gómez	1'42.284	1:42.639	(9)	
11	23 G.Llano Pardo	27.313	3 A.Esteban Gómez	37.144	87 R.García Bermúdez	38.015	11	26 J.Wainwright	1'42.452	1:42.851	(11)	
12	3 A.Esteban Gómez	27.370	87 R.García Bermúdez	37.328	23 G.Llano Pardo	38.070	12	23 G.Llano Pardo	1'42.758	1:42.984	(12)	
13	5 E.Kuparinen	27.464	23 G.Llano Pardo	37.375	46 P.Texier	38.073	13	49 F.Parchard	1'42.783	1:43.004	(13)	
14	58 M.Møller Pedersen	27.530	49 F.Parchard	37.416	49 F.Parchard	38.099	14	87 R.García Bermúdez	1'42.922	1:43.204	(14)	
15	87 R.García Bermúdez	27.579	58 M.Møller Pedersen	37.898	26 J.Wainwright	38.186	15	58 M.Møller Pedersen	1'43.700	1:44.184	(16)	
16	76 O.Borrajó Rodríguez	27.592	46 P.Texier	37.946	58 M.Møller Pedersen	38.272	16	46 P.Texier	1'43.914	1:43.956	(15)	
17	46 P.Texier	27.895	43 C.Cotton Russell	37.981	18 L.De Ulacia De La Sotilla	38.394	17	76 O.Borrajó Rodríguez	1'44.332	1:44.446	(17)	
18	37 A.Mateos Aznar	27.925	37 A.Mateos Aznar	38.001	76 O.Borrajó Rodríguez	38.405	18	37 A.Mateos Aznar	1'44.531	1:44.531	(18)	
19	18 L.De Ulacia De La Sotilla	28.065	18 L.De Ulacia De La Sotilla	38.116	37 A.Mateos Aznar	38.605	19	18 L.De Ulacia De La Sotilla	1'44.575	1:44.735	(19)	
20	43 C.Cotton Russell	28.159	76 O.Borrajó Rodríguez	38.335	43 C.Cotton Russell	38.681	20	43 C.Cotton Russell	1'44.821	1:44.923	(20)	
21	75 M.Höglund	28.556	33 N.Mäkinen	38.952	33 N.Mäkinen	39.257	21	33 N.Mäkinen	1'46.901	1:47.030	(21)	
22	33 N.Mäkinen	28.692	75 M.Höglund	39.350	66 P.Le Gallo	39.647	22	75 M.Höglund	1'47.591	1:48.212	(22)	
23	66 P.Le Gallo	29.810	66 P.Le Gallo	39.447	75 M.Höglund	39.685	23	66 P.Le Gallo	1'48.904	1:49.527	(23)	





CIRCUITO DE NAVARRA · 3.933 m.

Superbike

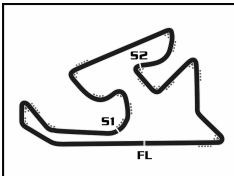
FIM CEV REPSOL 2014 Circuito de Navarra

After Race

Event maximum speed

Rider	Team	Bike	Class	Top Speed	Lap	Session
7 Daniel Rivas Fernandez	EASYRACE SUPERBIKE TEAM	BMW	SBK	273.4	14	Qualifying Practice 2
23 Guillermo Llano Pardo	HOSPITALITY MOTOBIX	KAWASAKI	PRI	268.7	6	Race
26 Josh Wainwright	QUELCH AFTER DARK	KAWASAKI	PRI	268.7	3	Race
47 Angel Rodriguez Campillo	TEAM SUZUKI SPEED RACING	SUZUKI	SBK	268.0	4	Qualifying Practice 1
31 Carmelo Morales Gómez	CALVO TEAM LAGLISSE	KAWASAKI	SBK	266.0	10	Qualifying Practice 2
4 Roberto Pietri Chiassone	KAWASAKI PALMETO PL RACING	KAWASAKI	SBK	265.4	5	Qualifying Practice 1
9 Kenny Noyes	KAWASAKI PALMETO PL RACING	KAWASAKI	SBK	264.7	16	Qualifying Practice 1
94 Fran Rodriguez Alcantara	TEAM SUZUKI SPEED RACING	SUZUKI	PRI	264.1	2	Qualifying Practice 1
22 Ivan Silva Alberola	TARGOBANK MOTORSPORT	BMW	SBK	263.4	9	Qualifying Practice 1
37 Alexander Mateos Aznar	TEAM SUZUKI SPEED RACING	SUZUKI	PRI	263.4	12	Qualifying Practice 1
58 Michael Møller Pedersen	H43 TEAM-TMP RACING SPORT	APRILIA	PRI	263.4	2	Race
5 Eeki Kuparinen	MOTOMARKET RACING	BMW	PRI	262.1	2	Qualifying Practice 1
51 Santiago Barragan Portilla	TEAM STRATOS	KAWASAKI	SBK	262.1	16	Qualifying Practice 2
76 Oscar Borrajo Rodriguez	BORRAJO RACING TEAM		PRI	261.5	7	Race
49 Fabien Parchard	BASOLI COMPETICIO	KAWASAKI	PRI	260.9	16	Race
10 Enrique Ferrer Castelló	PASTRANA RACING TEAM	KAWASAKI	SBK	260.2	12	Race
87 Raul García Bermúdez	STRATOS COMPETICION	KAWASAKI	PRI	260.2	9	Qualifying Practice 1
18 Lucas De Ulacia De La Sotilla	KAWASAKI PALMETO	KAWASAKI	PRI	257.8	18	Qualifying Practice 1
80 Craig Neve	QUELCH AFTER DARK MOTORSPORT	HONDA	PRI	257.8	11	Qualifying Practice 1
46 Pierre Texier	TEX RACING	KAWASAKI	PRI	257.1	11	Qualifying Practice 2
75 Mika Höglund	MOTOMARKET RACING	BMW	PRI	255.3	10	Race
3 Alejandro Esteban Gómez	AE19 BASOLI COMPETICIO	KAWASAKI	PRI	254.1	2	Race
43 Chris Cotton Russell	JEG RACING	KAWASAKI	PRI	251.7	4	Race
33 Niko Mäkinen	NIKORACING-STRATOS	SUZUKI	PRI	243.8	12	Qualifying Practice 2
66 Philippe Le Gallo	JEG RACING	KAWASAKI	PRI	237.4	9	Qualifying Practice 1





CIRCUITO DE NAVARRA 3.933 m

Superbike


FIM CEV REPSOL 2014 Circuito de Navarra

Race

Leader Sequence

Nr	Rider	Team	Bike	Start Lap	End Lap	Laps	Total Laps
PRI							
3	Alejandro Esteban Gómez	AE19 BASOLI COMPETICIO	KAWASAKI	1	2	2	2
5	Eeki Kuparinen	MOTOMARKET RACING	BMW	3	3	1	1
3	Alejandro Esteban Gómez	AE19 BASOLI COMPETICIO	KAWASAKI	4	18	15	17
SBK							
31	Carmelo Morales Gómez	CALVO TEAM LAGLISSE	KAWASAKI	1	18	18	18






Superbike

FIM CEV REPSOL 2014 Circuito de Navarra

Race

Fastest Lap Sequence

Practice Time	Rider	Team	Bike	Class	Time	Kph	Lap
3:26.767	31 Carmelo Morales Gómez	CALVO TEAM LAGLISSE	KAWASAKI	SBK	1:40.264	141.2	2
3:28.563	47 Angel Rodríguez Campillo	TEAM SUZUKI SPEED RACING	SUZUKI	SBK	1:40.005	141.6	2
8:26.944	31 Carmelo Morales Gómez	CALVO TEAM LAGLISSE	KAWASAKI	SBK	1:39.826	141.8	5
13:26.966	31 Carmelo Morales Gómez	CALVO TEAM LAGLISSE	KAWASAKI	SBK	1:39.799	141.9	8
15:06.755	31 Carmelo Morales Gómez	CALVO TEAM LAGLISSE	KAWASAKI	SBK	1:39.789	141.9	9



Superbike

FIM CEV REPSOL 2014 Circuito de Navarra


Race

Analysis by lap

Lapped

Nr	Lap Time	Gap	Nr	Lap Time	Gap	Nr	Lap Time	Gap	Nr	Lap Time	Gap	Nr	Lap Time	Gap	
Lap 1															
31	1:46.503		9	1:40.633	4.668	76	1:44.446	26.813	51	1:39.900	3.345	43	1:45.426	58.508	
7	1:46.953	0.450	4	1:40.607	5.265	43	1:45.698	30.689	22	1:40.693	8.025	18	1:45.408	1'04.496	
51	1:47.341	0.838	10	1:41.224	6.008	18	1:46.043	35.987	9	1:41.085	8.389	46	1:44.312	1'06.369	
22	1:48.115	1.612	5	1:44.015	11.231	46	1:46.033	41.262	4	1:40.615	9.940	33	1:47.529	1'20.645	
47	1:48.558	2.055	3	1:45.617	11.406	33	1:47.382	42.515	10	1:41.529	12.970	75	1:48.352	1'29.106	
9	1:48.677	2.174	23	1:43.827	13.714	75	1:48.567	46.389	3	1:42.871	27.545	Lap 11			
4	1:49.502	2.999	87	1:43.855	14.073	66	1:50.263	53.215	23	1:43.233	30.429	31	1:40.046		
10	1:49.591	3.088	58	1:45.619	14.726	Lap 6		5	1:43.596	31.447	51	1:40.809	5.273		
3	1:50.044	3.541	26	1:44.224	15.986	31	1:39.967		87	1:43.876	31.953	7	1:41.143	7.022	
5	1:50.539	4.036	49	1:44.207	16.322	7	1:40.087	0.911	49	1:43.597	34.315	22	1:40.077	8.614	
58	1:51.397	4.894	76	1:45.690	17.544	51	1:40.209	3.163	26	1:43.305	34.843	9	1:40.045	9.089	
87	1:52.954	6.451	43	1:45.777	19.958	22	1:40.746	6.406	58	1:45.163	38.249	4	1:41.210	13.115	
23	1:52.990	6.487	18	1:46.246	23.789	9	1:40.646	6.564	43	1:45.647	47.629	10	1:41.648	17.832	
37	1:53.152	6.649	46	1:47.230	27.394	4	1:40.710	8.451	18	1:45.842	53.662	66	2:00.133	1 Lap	
76	1:53.530	7.027	33	1:48.699	27.482	10	1:41.391	10.215	46	1:45.311	57.638	3	1:42.954	36.139	
49	1:53.895	7.392	75	1:49.138	28.971	3	1:43.033	21.495	33	1:48.026	1'05.281	23	1:43.953	40.590	
26	1:54.260	7.757	66	1:49.527	32.988	23	1:43.425	23.838	75	1:48.875	1'12.320	5	1:43.117	40.634	
43	1:55.655	9.152	Lap 4		5	1:44.494	24.309	66	1:52.472	1'28.794	87	1:43.470	42.985		
33	1:57.371	10.868	31	1:40.179		87	1:43.468	24.500	Lap 9		49	1:43.110	44.240		
18	1:57.783	11.280	7	1:40.093	0.341	49	1:43.590	27.432	31	1:39.789		26	1:42.851	44.376	
75	1:58.414	11.911	51	1:40.535	2.475	26	1:44.319	28.108	51	1:40.965	4.521	58	1:44.699	53.001	
66	1:58.776	12.273	9	1:40.508	4.997	58	1:44.411	28.915	7	1:41.652	4.670	43	1:46.214	1'04.676	
46	1:59.221	12.718	22	1:40.972	5.070	76	1:45.306	32.152	22	1:40.426	8.662	18	1:44.952	1'09.402	
Lap 2															
31	1:40.264		4	1:41.214	6.300	43	1:45.570	36.292	9	1:40.420	9.020	46	1:44.447	1'10.770	
7	1:40.386	0.572	10	1:41.321	7.150	18	1:45.740	41.760	4	1:40.862	11.013	33	1:47.923	1'28.522	
51	1:40.971	1.545	3	1:43.838	15.065	46	1:45.431	46.726	10	1:41.503	14.684	75	1:51.491	1'40.551	
47	1:40.005	1.796	5	1:44.532	15.584	33	1:47.030	49.578	3	1:43.030	30.786	Lap 12			
22	1:42.412	3.760	23	1:43.342	16.877	75	1:48.212	54.634	23	1:43.253	33.893	31	1:40.557		
9	1:42.297	4.207	87	1:43.331	17.225	66	1:50.932	1'04.180	5	1:43.197	34.855	51	1:40.262	4.978	
4	1:42.095	4.830	58	1:44.184	18.731	Lap 7		87	1:43.853	36.017	7	1:41.467	7.932		
10	1:42.132	4.956	26	1:43.278	19.085	31	1:40.256		49	1:43.390	37.916	22	1:40.316	8.373	
3	1:42.684	5.961	49	1:43.004	19.147	7	1:40.421	1.076	26	1:43.477	38.531	9	1:40.132	8.664	
5	1:43.616	7.388	76	1:44.828	22.193	51	1:40.337	3.244	58	1:44.817	43.277	4	1:41.476	14.034	
58	1:44.649	9.279	43	1:45.038	24.817	9	1:40.795	7.103	43	1:45.436	53.276	10	1:41.668	18.943	
23	1:43.836	10.059	18	1:46.160	29.770	22	1:40.981	7.131	18	1:45.409	59.282	66	1:52.484	1 Lap	
87	1:44.203	10.390	33	1:47.656	34.959	4	1:40.929	9.124	46	1:44.402	1'02.251	3	1:43.161	38.743	
37	1:44.531	10.916	46	1:47.840	35.055	10	1:41.281	11.240	33	1:47.818	1'13.310	5	1:43.501	43.578	
26	1:44.441	11.934	75	1:48.856	37.648	3	1:43.234	24.473	75	1:48.417	1'20.948	23	1:44.003	44.036	
76	1:45.263	12.026	66	1:49.969	42.778	23	1:43.413	26.995	Lap 10		87	1:43.936	46.364		
49	1:45.159	12.287	Lap 5		5	1:43.597	27.650	31	1:40.194		26	1:43.847	47.666		
43	1:45.465	14.353	31	1:39.826		87	1:43.632	27.876	66	1:54.085	1 Lap	49	1:44.116	47.799	
18	1:46.699	17.715	7	1:40.276	0.791	49	1:43.341	30.517	51	1:40.183	4.510	58	1:44.961	57.405	
33	1:48.351	18.955	51	1:40.272	2.921	26	1:43.485	31.337	7	1:41.449	5.925	43	1:45.329	1'09.448	
75	1:48.358	20.005	22	1:40.383	5.627	58	1:44.226	32.885	22	1:40.115	8.583	18	1:45.177	1'14.022	
46	1:47.882	20.336	9	1:40.714	5.885	43	1:45.745	41.781	9	1:40.264	9.090	46	1:43.956	1'14.169	
66	1:51.624	23.633	4	1:41.234	7.708	18	1:46.115	47.619	4	1:41.132	11.951	33	1:48.308	1'36.273	
Lap 3															
31	1:40.172		10	1:41.467	8.791	46	1:45.656	52.126	10	1:41.740	16.230	Lap 13			
7	1:40.027	0.427	3	1:43.190	18.429	33	1:47.732	57.054	3	1:42.639	33.231	31	1:40.255		
51	1:40.746	2.119	5	1:44.024	19.782	75	1:48.866	1'03.244	23	1:42.984	36.683	51	1:39.990	4.713	
22	1:40.689	4.277	23	1:43.329	20.380	66	1:52.197	1'16.121	5	1:42.902	37.563	7	1:41.385	9.062	
Lap 4															
31	1:39.799		87	1:43.600	20.999	Lap 8		87	1:43.738	39.561	49	1:43.454	41.176		
7	1:41.530	2.807	26	1:44.497	23.756	31	1:39.799		49	1:43.454	41.176	26	1:43.234	41.571	
Lap 5															
51	1:40.746	2.119	49	1:44.488	23.809	7	1:41.530	2.807	26	1:43.234	41.571	58	1:45.265	48.348	
22	1:40.689	4.277	58	1:45.566	24.471	Lap 9		Lap 10		Lap 11		Lap 12		Lap 13	





Superbike

FIM CEV REPSOL 2014 Circuito de Navarra


Race

Analysis by lap

Lapped

Nr	Lap Time	Gap	Nr	Lap Time	Gap	Nr	Lap Time	Gap	Nr	Lap Time	Gap	Nr	Lap Time	Gap
4	1:41.475	15.254	Lap 16						26	1:44.669	1'02.686			
10	1:41.507	20.195	31	1:40.323		87	1:43.949	1'03.210						
3	1:43.543	42.031	51	1:40.661	5.104	49	1:43.886	1'04.107						
23	1:43.918	47.699	9	1:41.054	10.843	58	1:45.617	1'24.075						
5	1:44.802	48.125	7	1:41.077	12.129	43	1:46.082	1'36.305						
87	1:43.957	50.066	22	1:40.153	14.544	18	1:45.311	1'39.019						
26	1:43.262	50.673	4	1:42.155	19.301	66	1:50.758	1 Lap						
49	1:43.694	51.238	10	1:42.541	25.233									
66	2:01.265	1 Lap	33	1:48.197	1 Lap									
58	1:45.221	1'02.371	75	1:48.936	1 Lap									
43	1:45.259	1'14.452	3	1:42.848	53.829									
46	1:44.007	1'17.921	23	1:43.510	56.045									
18	1:45.261	1'19.028	5	1:43.622	57.278									
Lap 14			26	1:43.353	59.064									
31	1:40.819		87	1:44.278	59.328									
51	1:40.548	4.442	49	1:43.501	1'00.960									
33	1:53.558	1 Lap	58	1:45.525	1'16.640									
9	1:41.158	9.653	43	1:44.923	1'28.715									
7	1:42.063	10.306	66	1:51.409	1 Lap									
22	1:40.972	14.488	18	1:45.010	1'32.138									
4	1:41.599	16.034	Lap 17											
75	1:48.393	1 Lap	31	1:40.770										
10	1:41.724	21.100	51	1:40.972	5.306									
3	1:46.560	47.772	9	1:40.842	10.915									
23	1:43.102	49.982	7	1:40.599	11.958									
5	1:43.554	50.860	22	1:39.972	13.746									
87	1:43.204	52.451	4	1:42.343	20.874									
26	1:43.050	52.904	10	1:41.825	26.288									
49	1:44.142	54.561	33	1:47.406	1 Lap									
58	1:45.211	1'06.763	75	1:48.450	1 Lap									
66	1:53.475	1 Lap	3	1:45.221	58.280									
43	1:45.595	1'19.228	23	1:44.365	59.640									
18	1:44.735	1'22.944	5	1:43.189	59.697									
Lap 15			26	1:43.259	1'01.553									
31	1:40.353		87	1:44.239	1'02.797									
51	1:40.677	4.766	49	1:43.567	1'03.757									
9	1:40.812	10.112	58	1:46.124	1'21.994									
7	1:41.422	11.375	43	1:45.814	1'33.759									
22	1:40.579	14.714	18	1:45.876	1'37.244									
4	1:41.788	17.469	66	1:51.698	1 Lap									
33	1:50.724	1 Lap	Lap 18											
10	1:42.268	23.015	31	1:43.536										
75	1:49.161	1 Lap	51	1:42.532	4.302									
3	1:43.885	51.304	9	1:41.462	8.841									
23	1:43.229	52.858	7	1:41.926	10.348									
5	1:43.472	53.979	22	1:40.387	10.597									
87	1:43.275	55.373	4	1:43.606	20.944									
26	1:43.483	56.034	10	1:42.050	24.802									
49	1:43.574	57.782	33	1:49.166	1 Lap									
58	1:45.028	1'11.438	75	1:52.485	1 Lap									
66	1:50.300	1 Lap	3	1:43.893	58.637									
43	1:45.240	1'24.115	5	1:42.743	58.904									
18	1:44.860	1'27.451	23	1:43.752	59.856									






Superbike

FIM CEV REPSOL 2014 Circuito de Navarra

Race

Analysis

Lap	Time	Sector 1	Sector 2	Sector 3	Kph	Elapsed	Lap	Time	Sector 1	Sector 2	Sector 3	Kph	Elapsed	
3	Alejandro Esteban Gómez SPA							13	1:44.802	28.251	38.437	38.114	135.1	22:35.932
	AE19 BASOLI COMPETICIO KAWASAKI							14	1:43.554	28.128	37.476	37.950	136.7	24:19.486
1	1:50.044	34.255	37.670	38.119	128.7	1:50.044	15	1:43.472	27.939	37.482	38.051	136.8	26:02.958	
2	1:42.684	27.482	37.329	37.873	137.9	3:32.728	16	1:43.622	27.650	37.919	38.053	136.6	27:46.580	
3	1:45.617	27.370	39.860	38.387	134.1	5:18.345	17	1:43.189	27.961	37.377	37.851	137.2	29:29.769	
4	1:43.838	27.869	37.878	38.091	136.4	7:02.183	18	1:42.743	27.664	36.651	38.428	137.8	31:12.512	
5	1:43.190	27.577	37.585	38.028	137.2	8:45.373								
6	1:43.033	27.499	37.447	38.087	137.4	10:28.406								
7	1:43.234	27.530	37.684	38.020	137.2	12:11.640								
8	1:42.871	27.619	37.482	37.770	137.6	13:54.511								
9	1:43.030	27.650	37.305	38.075	137.4	15:37.541								
10	1:42.639	27.543	37.144	37.952	137.9	17:20.180								
11	1:42.954	27.554	37.490	37.910	137.5	19:03.134								
12	1:43.161	27.413	37.687	38.061	137.2	20:46.295								
13	1:43.543	27.577	37.678	38.288	136.7	22:29.838								
14	1:46.560			38.037	132.9	24:16.398								
15	1:43.885	27.557	38.330	37.998	136.3	26:00.283								
16	1:42.848	27.453	37.444	37.951	137.7	27:43.131								
17	1:45.221	29.735	37.419	38.067	134.6	29:28.352								
18	1:43.893	27.953	37.728	38.212	136.3	31:12.245								
4	Robertino Pietri Chiossone VEN							13	1:44.802	28.251	38.437	38.114	135.1	22:35.932
	KAWASAKI PALMETO PL RACING KAWASAKI							14	1:43.554	28.128	37.476	37.950	136.7	24:19.486
1	1:49.502	33.732	37.706	38.064	129.3	1:49.502	15	1:43.472	27.939	37.482	38.051	136.8	26:02.958	
2	1:42.095	27.460	36.970	37.665	138.7	3:31.597	16	1:43.622	27.650	37.919	38.053	136.6	27:46.580	
3	1:40.607	26.771	36.699	37.137	140.7	5:12.204	17	1:43.189	27.961	37.377	37.851	137.2	29:29.769	
4	1:41.214	26.781	36.881	37.552	139.9	6:53.418	18	1:42.743	27.664	36.651	38.428	137.8	31:12.512	
5	1:41.234	26.852	36.897	37.485	139.9	8:34.652								
6	1:40.710	26.845	36.694	37.171	140.6	10:15.362								
7	1:40.929	26.654	36.834	37.441	140.3	11:56.291								
8	1:40.615	26.867	36.574	37.174	140.7	13:36.906								
9	1:40.862	26.808	36.807	37.247	140.4	15:17.768								
10	1:41.132	26.619	37.108	37.405	140.0	16:58.900								
11	1:41.210	26.794	37.027	37.389	139.9	18:40.110								
12	1:41.476	26.958	37.001	37.517	139.5	20:21.586								
13	1:41.475	27.147	37.008	37.320	139.5	22:03.061								
14	1:41.599	26.969	37.025	37.605	139.4	23:44.660								
15	1:41.788	26.935	37.141	37.712	139.1	25:26.448								
16	1:42.155	27.176	37.263	37.716	138.6	27:08.603								
17	1:42.343	27.192	37.208	37.943	138.3	28:50.946								
18	1:43.606	27.438	37.840	38.328	136.7	30:34.552								
5	Eeki Kuparinen FIN							13	1:44.802	28.251	38.437	38.114	135.1	22:35.932
	MOTOMARKET RACING BMW							14	1:43.554	28.128	37.476	37.950	136.7	24:19.486
1	1:50.539	34.641	37.919	37.979	128.1	1:50.539	15	1:43.472	27.939	37.482	38.051	136.8	26:02.958	
2	1:43.616	27.697	38.041	37.878	136.6	3:34.155	16	1:43.622	27.650	37.919	38.053	136.6	27:46.580	
3	1:44.015	27.464	37.982	38.569	136.1	5:18.170	17	1:43.189	27.961	37.377	37.851	137.2	29:29.769	
4	1:44.532	27.885	38.444	38.203	135.4	7:02.702	18	1:42.743	27.664	36.651	38.428	137.8	31:12.512	
5	1:44.024	27.737	37.928	38.359	136.1	8:46.726								
6	1:44.494	27.776	38.382	38.336	135.5	10:31.220								
7	1:43.597	27.623	37.811	38.163	136.7	12:14.817								
8	1:43.596	27.771	37.999	37.826	136.7	13:58.413								
9	1:43.197	27.630	37.608	37.959	137.2	15:41.610								
10	1:42.902	27.526	37.546	37.830	137.6	17:24.512								
11	1:43.117	27.467	37.602	38.048	137.3	19:07.629								
12	1:43.501	27.566	37.525	38.410	136.8	20:51.130								
7	Daniel Rivas Fernandez SPA							13	1:44.802	28.251	38.437	38.114	135.1	22:35.932
	EASYRACE SUPERBIKE TEAM BMW							14	1:43.554	28.128	37.476	37.950	136.7	24:19.486
1	1:46.953	32.710	36.772	37.471	132.4	1:46.953	15	1:43.472	27.939	37.482	38.051	136.8	26:02.958	
2	1:40.386	26.595	36.660	37.131	141.0	3:27.339	16	1:43.622	27.650	37.919	38.053	136.6	27:46.580	
3	1:40.027	26.427	36.270	37.330	141.5	5:07.366	17	1:43.189	27.961	37.377	37.851	137.2	29:29.769	
4	1:40.093	26.592	36.514	36.987	141.5	6:47.459	18	1:42.743	27.664	36.651	38.428	137.8	31:12.512	
5	1:40.276	26.511	36.515	37.250	141.2	8:27.735								
6	1:40.087	26.408	36.642	37.037	141.5	10:07.822								
7	1:40.421	26.533	36.707	37.181	141.0	11:48.243								
8	1:41.530	27.020	37.020	37.490	139.5	13:29.773								
9	1:41.652	26.929	36.990	37.733	139.3	15:11.425								
10	1:41.449	27.100	37.120	37.229	139.6	16:52.874								
11	1:41.143	26.592	37.086	37.465	140.0	18:34.017								
12	1:41.467	26.767	37.165	37.535	139.5	20:15.484								
13	1:41.385	26.810	37.178	37.397	139.7	21:56.869								
14	1:42.063	27.059	37.601	37.403	138.7	23:38.932								
15	1:41.422	26.898	36.820	37.704	139.6	25:20.354								
16	1:41.077	26.968	36.955	37.154	140.1	27:01.431								
17	1:40.599	26.628	36.734	37.237	140.7	28:42.030								
18	1:41.926	26.819	37.623	37.484	138.9	30:23.956								
9	Kenny Noyes USA							13	1:44.802	28.251	38.437	38.114	135.1	22:35.932
	KAWASAKI PALMETO PL RACING KAWASAKI							14	1:43.554	28.128	37.476	37.950	136.7	24:19.486
1	1:48.677	33.274	37.834	37.569	130.3	1:48.677	15	1:43.472	27.939	37.482	38.051	136.8	26:02.958	
2	1:42.297	28.152	36.871	37.274	138.4	3:30.974	16	1:43.622	27.650	37.919	38.053	136.6	27:46.580	
3	1:40.633	26.956	36.702	36.975	140.7	5:11.607	17	1:43.189	27.961	37.377	37.851	137.2	29:29.769	
4	1:40.508	26.764	36.538	37.206	140.9	6:52.115	18	1:42.743	27.664	36.651	38.428	137.8	31:12.512	
5	1:40.714	27.207	36.489	37.018	140.6	8:32.829								
6	1:40.646	26.896	36.621	37.129	140.7	10:13.475								
7	1:40.795	26.863	36.621	37.311	140.5	11:54.270								
8	1:41.085	27.278	36.691	37.116	140.1	13:35.355								
9	1:40.420	26.739	36.507	37.174	141.0	15:15.775								
10	1:40.264	26.642	36.537	37.085	141.2	16:56.039								
11	1:40.045	26.721	36.418	36.906	141.5	18:36.084								
12	1:40.132	26.633	36.476	37.023	141.4	20:16.216								
13	1:40.905	26.720	36.715	37.470	140.3	21:57.121								
14	1:41.158	27.023	36.852	37.283	140.0	23:38.279								
15	1:40.812	27.204	36.410	37.198	140.4	25:19.091								
16	1:41.054	27.045	36.801	37.208	140.1	27:00.145								
17	1:40.842	27.081	36.513	37.248	140.4	28:40.987								
18	1:41.462	27.119	36.820	37.523	139.5	30:22.449								
10	Enrique Ferrer Castelló SPA							13	1:44.802	28.251	38.437	38.114	135.1	22:35.932
	PASTRANA RACING TEAM KAWASAKI							14	1:43.554	28.128	37.476	37.950	136.7	24:19.486
1	1:49.591	34.042	37.643	37.906	129.2	1:49.591	15	1:43.472	27.939	37.482				



Superbike


FIM CEV REPSOL 2014 Circuito de Navarra

Race

Analysis

Lap	Time	Sector 1	Sector 2	Sector 3	Kph	Elapsed	Lap	Time	Sector 1	Sector 2	Sector 3	Kph	Elapsed	
6	1:41.391	27.112	36.647	37.632	139.6	10:17.126	23 Guillermo Llano Pardo SPA HOSPITALITY MOTOBOX KAWASAKI	1	1:52.990	35.278	38.053	39.659	125.3	1:52.990
7	1:41.281	27.122	36.796	37.363	139.8	11:58.407		2	1:43.836	27.574	37.788	38.474	136.4	3:36.826
8	1:41.529	27.210	36.827	37.492	139.5	13:39.936		3	1:43.827	27.689	37.848	38.290	136.4	5:20.653
9	1:41.503	27.172	36.704	37.627	139.5	15:21.439		4	1:43.342	27.509	37.462	38.371	137.0	7:03.995
10	1:41.740	27.239	36.938	37.563	139.2	17:03.179		5	1:43.329	27.365	37.417	38.547	137.0	8:47.324
11	1:41.648	27.227	36.924	37.497	139.3	18:44.827		6	1:43.425	27.545	37.591	38.289	136.9	10:30.749
12	1:41.668	27.234	36.973	37.461	139.3	20:26.495		7	1:43.413	27.408	37.533	38.472	136.9	12:14.162
13	1:41.507	27.243	36.799	37.465	139.5	22:08.002		8	1:43.233	27.467	37.629	38.137	137.2	13:57.395
14	1:41.724	27.352	36.900	37.472	139.2	23:49.726		9	1:43.253	27.549	37.473	38.231	137.1	15:40.648
15	1:42.268	27.269	37.329	37.670	138.4	25:31.994		10	1:42.984	27.313	37.582	38.089	137.5	17:23.632
16	1:42.541	27.334	37.044	38.163	138.1	27:14.535		11	1:43.953	27.553	37.864	38.536	136.2	19:07.585
17	1:41.825	27.340	36.926	37.559	139.1	28:56.360		12	1:44.003	27.965	37.467	38.571	136.1	20:51.588
18	1:42.050	27.361	36.962	37.727	138.7	30:38.410		13	1:43.918	27.934	37.907	38.077	136.2	22:35.506
18 Lucas De Ulacia De La Sotilla SPA KAWASAKI PALMETO KAWASAKI	1	1:57.783	37.675	40.144	39.964	120.2		1:57.783						
	2	1:46.699	28.400	39.135	39.164	132.7		3:44.482						
	3	1:46.246	28.275	38.921	39.050	133.3		5:30.728						
	4	1:46.160	28.538	38.520	39.102	133.4		7:16.888						
	5	1:46.043	28.464	38.640	38.939	133.5		9:02.931						
	6	1:45.740	28.389	38.523	38.828	133.9	10:48.671							
	7	1:46.115	28.602	38.663	38.850	133.4	12:34.786							
	8	1:45.842	28.494	38.581	38.767	133.8	14:20.628							
	9	1:45.409	28.362	38.292	38.755	134.3	16:06.037							
	10	1:45.408	28.399	38.349	38.660	134.3	17:51.445							
	11	1:44.952	28.149	38.221	38.582	134.9	19:36.397							
	12	1:45.177	28.295	38.381	38.501	134.6	21:21.574							
	13	1:45.261	28.175	38.540	38.546	134.5	23:06.835							
	14	1:44.735	28.065	38.276	38.394	135.2	24:51.570							
	15	1:44.860	28.088	38.166	38.606	135.0	26:36.430							
	16	1:45.010	28.138	38.116	38.756	134.8	28:21.440							
	17	1:45.876	28.360	38.807	38.709	133.7	30:07.316							
	18	1:45.311	28.299	38.446	38.566	134.4	31:52.627							
22 Ivan Silva Alberola SPA TARGOBANK MOTORSPORT BMW	1	1:48.115	33.404	37.245	37.466	131.0	1:48.115							
	2	1:42.412	28.251	37.063	37.098	138.3	3:30.527							
	3	1:40.689	26.927	36.835	36.927	140.6	5:11.216							
	4	1:40.972	26.844	36.665	37.463	140.2	6:52.188							
	5	1:40.383	26.926	36.574	36.883	141.0	8:32.571							
	6	1:40.746	27.003	36.639	37.104	140.5	10:13.317							
	7	1:40.981	26.703	37.255	37.023	140.2	11:54.298							
	8	1:40.693	27.053	36.671	36.969	140.6	13:34.991							
	9	1:40.426	26.873	36.565	36.988	141.0	15:15.417							
	10	1:40.115	26.785	36.454	36.876	141.4	16:55.532							
	11	1:40.077	26.728	36.504	36.845	141.5	18:35.609							
	12	1:40.316	26.826	36.514	36.976	141.1	20:15.925							
	13	1:46.217	31.587	37.382	37.248	133.3	22:02.142							
	14	1:40.972	27.102	36.515	37.355	140.2	23:43.114							
	15	1:40.579	26.897	36.638	37.044	140.8	25:23.693							
	16	1:40.153	26.771	36.482	36.900	141.4	27:03.846							
	17	1:39.972	26.609	36.578	36.785	141.6	28:43.818							
	18	1:40.387	26.665	36.497	37.225	141.0	30:24.205							
26 Josh Wainwright GBR QUELCH AFTER DARK KAWASAKI	1	1:54.260	36.125	39.171	38.964	123.9	1:54.260							
	2	1:44.441	27.470	38.243	38.728	135.6	3:38.701							
	3	1:44.224	27.813	38.056	38.355	135.8	5:22.925							
	4	1:43.278	27.350	37.423	38.505	137.1	7:06.203							
	5	1:44.497	28.015	37.852	38.630	135.5	8:50.700							
	6	1:44.319	28.138	37.745	38.436	135.7	10:35.019							
	7	1:43.485	27.396	37.539	38.550	136.8	12:18.504							
	8	1:43.305	27.468	37.568	38.269	137.1	14:01.809							
	9	1:43.477	27.484	37.584	38.409	136.8	15:45.286							
	10	1:43.234	27.319	37.620	38.295	137.2	17:28.520							
	11	1:42.851	27.146	37.519	38.186	137.7	19:11.371							
	12	1:43.847	27.589	37.585	38.673	136.3	20:55.218							
	13	1:43.262	27.415	37.496	38.351	137.1	22:38.480							
	14	1:43.050	27.162	37.522	38.366	137.4	24:21.530							
	15	1:43.483	27.350	37.703	38.430	136.8	26:05.013							
	16	1:43.353	27.207	37.714	38.432	137.0	27:48.366							
	17	1:43.259	27.369	37.120	38.770	137.1	29:31.625							
	18	1:44.669	27.291	37.577	39.801	135.3	31:16.294							
31 Carmelo Morales Gómez SPA CALVO TEAM LAGLISSE KAWASAKI	1	1:46.503	32.415	36.702	37.386	132.9	1:46.503							
	2	1:40.264	26.610	36.652	37.002	141.2	3:26.767							
	3	1:40.172	26.462	36.294	37.416	141.3	5:06.939							
	4	1:40.179	26.594	36.602	36.983	141.3	6:47.118							
	5	1:39.826	26.529	36.289	37.008	141.8	8:26.944							
	6	1:39.967	26.405	36.504	37.058	141.6	10:06.911							
	7	1:40.256	26.663	36.539	37.054	141.2	11:47.167							
	8	1:39.799	26.488	36.368	36.943	141.9	13:26.966							
	9	1:39.789	26.597	36.296	36.896	141.9	15:06.755							
	10	1:40.194	26.600	36.289	37.305	141.3	16:46.949							
	11	1:40.046	26.596	36.492	36.958	141.5	18:26.995							
	12	1:40.557	26.624	36.550	37.383	140.8	20:07.552							





Superbike

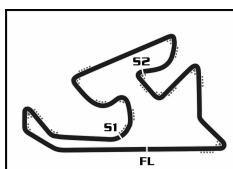
FIM CEV REPSOL 2014 Circuito de Navarra

Race

Analysis

Personal Best							Session Best		B Crossing the finish line in pit lane				
Lap	Time	Sector 1	Sector 2	Sector 3	Kph	Elapsed	Lap	Time	Sector 1	Sector 2	Sector 3	Kph	Elapsed
33 Niko Mäkinen FIN													
NIKORACING-STRATOS SUZUKI													
1	1:57.371	37.032	40.513	39.826	120.6	1:57.371							
2	1:48.351	29.027	39.793	39.531	130.7	3:45.722							
3	1:48.699	29.010	40.047	39.642	130.3	5:34.421							
4	1:47.656	28.903	39.299	39.454	131.5	7:22.077							
5	1:47.382	29.153	38.958	39.271	131.9	9:09.459							
6	1:47.030	28.821	38.952	39.257	132.3	10:56.489							
7	1:47.732	29.072	39.385	39.275	131.4	12:44.221							
8	1:48.026	29.287	39.390	39.349	131.1	14:32.247							
9	1:47.818	28.956	39.329	39.533	131.3	16:20.065							
10	1:47.529	28.780	39.314	39.435	131.7	18:07.594							
11	1:47.923	28.921	39.455	39.547	131.2	19:55.517							
12	1:48.308	29.234	39.523	39.551	130.7	21:43.825							
13	1:53.558	29.254	43.779	40.525	124.7	23:37.383							
14	1:50.724	30.896	40.110	39.718	127.9	25:28.107							
15	1:48.197	28.794	39.309	40.094	130.9	27:16.304							
16	1:47.406	28.692	39.183	39.531	131.8	29:03.710							
17	1:49.166	29.282	39.447	40.437	129.7	30:52.876							
47 Angel Rodriguez Campillo SPA													
TEAM SUZUKI SPEED RACING SUZUKI													
1	1:48.558	33.549	37.250	37.759	130.4	1:48.558							
2	1:40.005	26.812	36.281	36.912	141.6	3:28.563							
49 Fabien Parchard FRA													
BASOLI COMPETICIO KAWASAKI													
1	1:53.895	36.299	38.954	38.642	124.3	1:53.895							
2	1:45.159	28.058	38.424	38.677	134.6	3:39.054							
3	1:44.207	27.904	38.168	38.135	135.9	5:23.261							
4	1:43.004	27.292	37.416	38.296	137.5	7:06.265							
5	1:44.488	28.301	37.804	38.383	135.5	8:50.753							
6	1:43.590	27.701	37.694	38.195	136.7	10:34.343							
7	1:43.341	27.315	37.725	38.301	137.0	12:17.684							
8	1:43.597	27.540	37.838	38.219	136.7	14:01.281							
9	1:43.390	27.545	37.647	38.198	136.9	15:44.671							
10	1:43.454	27.696	37.631	38.127	136.9	17:28.125							
11	1:43.110	27.268	37.438	38.404	137.3	19:11.235							
12	1:44.116	27.524	37.577	39.015	136.0	20:55.351							
13	1:43.694	27.681	37.700	38.313	136.5	22:39.045							
14	1:44.142	27.444	38.013	38.685	136.0	24:23.187							
15	1:43.574	27.624	37.851	38.099	136.7	26:06.761							
16	1:43.501	27.442	37.635	38.424	136.8	27:50.262							
17	1:43.567	27.555	37.661	38.351	136.7	29:33.829							
18	1:43.886	27.380	38.018	38.488	136.3	31:17.715							
51 Santiago Barragan Portilla SPA													
TEAM STRATOS KAWASAKI													
1	1:47.341	32.958	36.867	37.516	131.9	1:47.341							
2	1:40.971	26.947	36.721	37.303	140.2	3:28.312							
3	1:40.746	26.906	36.725	37.115	140.5	5:09.058							
4	1:40.535	26.857	36.475	37.203	140.8	6:49.593							
5	1:40.272	26.701	36.528	37.043	141.2	8:29.865							
6	1:40.209	26.724	36.390	37.095	141.3	10:10.074							
7	1:40.337	26.625	36.542	37.170	141.1	11:50.411							
8	1:39.900	26.588	36.300	37.012	141.7	13:30.311							
9	1:40.965	26.619	37.003	37.343	140.2	15:11.276							
10	1:40.183	26.694	36.462	37.027	141.3	16:51.459							
11	1:40.809	27.096	36.601	37.112	140.5	18:32.268							
12	1:40.262	26.713	36.511	37.038	141.2	20:12.530							
13	1:39.990	26.559	36.354	37.077	141.6	21:52.520							
14	1:40.548	26.821	36.506	37.221	140.8	23:33.068							
15	1:40.677	26.688	36.644	37.345	140.6	25:13.745							
37 Alexander Mateos Aznar SPA													
TEAM SUZUKI SPEED RACING SUZUKI													
1	1:53.152	35.935	38.498	38.719	125.1	1:53.152							
2	1:44.531	27.925	38.001	38.605	135.5	3:37.683							
43 Chris Cotton Russell CAN													
JEG RACING KAWASAKI													
1	1:55.655	37.540	39.262	38.853	122.4	1:55.655							
2	1:45.465	28.243	38.314	38.908	134.3	3:41.120							
3	1:45.777	28.392	38.694	38.691	133.9	5:26.897							
4	1:45.038	28.161	38.090	38.787	134.8	7:11.935							
5	1:45.698	28.422	38.102	39.174	134.0	8:57.633							
6	1:45.570	28.391	38.260	38.919	134.1	10:43.203							
7	1:45.745	28.802	38.188	38.755	133.9	12:28.948							
8	1:45.647	28.568	37.981	39.098	134.0	14:14.595							
9	1:45.436	28.584	38.133	38.719	134.3	16:00.031							
10	1:45.426	28.552	37.998	38.876	134.3	17:45.457							
11	1:46.214	29.192	38.127	38.895	133.3	19:31.671							
12	1:45.329	28.381	38.116	38.832	134.4	21:17.000							
13	1:45.259	28.442	38.136	38.681	134.5	23:02.259							
14	1:45.595	28.654	38.085	38.856	134.1	24:47.854							
15	1:45.240	28.400	38.017	38.823	134.5	26:33.094							
16	1:44.923	28.159	38.030	38.734	134.9	28:18.017							
17	1:45.814	28.537	38.498	38.779	133.8	30:03.831							
18	1:46.082	28.660	38.373	39.049	133.5	31:49.913							
46 Pierre Texier FRA													
TEX RACING KAWASAKI													
1	1:59.221	36.581	42.123	40.517	118.8	1:59.221							





CIRCUITO DE NAVARRA 3.933 m.

Superbike

FIM CEV REPSOL 2014 Circuito de Navarra

Race

Analysis

Personal Best Session Best B Crossing the finish line in pit lane

Lap	Time	Sector 1	Sector 2	Sector 3	Kph	Elapsed	Lap	Time	Sector 1	Sector 2	Sector 3	Kph	Elapsed
16	1:40.661	26.804	36.696	37.161	140.7	26:54.406	10	1:48.352	29.027	39.399	39.926	130.7	18:16.055
17	1:40.972	26.896	36.802	37.274	140.2	28:35.378	11	1:51.491	31.443	39.819	40.229	127.0	20:07.546
18	1:42.532	27.031	37.101	38.400	138.1	30:17.910	12	1:50.084	29.277	40.478	40.329	128.6	21:57.630

58	Michael Møller Pedersen	DEN				
	H43 TEAM-TMP RACING SPORT	APRILIA				
1	1:51.397	35.201	37.898	38.298	127.1	1:51.397
2	1:44.649	27.530	38.825	38.294	135.3	3:36.046
3	1:45.619	29.233	38.114	38.272	134.1	5:21.665
4	1:44.184	27.772	38.060	38.352	135.9	7:05.849
5	1:45.566	28.546	38.556	38.464	134.1	8:51.415
6	1:44.411	28.084	38.001	38.326	135.6	10:35.826
7	1:44.226	27.788	37.982	38.456	135.8	12:20.052
8	1:45.163	28.249	38.203	38.711	134.6	14:05.215
9	1:44.817	28.049	38.180	38.588	135.1	15:50.032
10	1:45.265	27.908	38.835	38.522	134.5	17:35.297
11	1:44.699	28.236	38.092	38.371	135.2	19:19.996
12	1:44.961	28.302	38.234	38.425	134.9	21:04.957
13	1:45.221	28.152	38.127	38.942	134.6	22:50.178
14	1:45.211	28.238	38.358	38.615	134.6	24:35.389
15	1:45.028	28.264	38.346	38.418	134.8	26:20.417
16	1:45.525	28.270	38.492	38.763	134.2	28:05.942
17	1:46.124	28.668	38.350	39.106	133.4	29:52.066
18	1:45.617	28.443	38.425	38.749	134.1	31:37.683


66	Philippe Le Gallo	FRA				
	JEG RACING	KAWASAKI				
1	1:58.776	38.303	40.826	39.647	119.2	1:58.776
2	1:51.624	32.488	39.447	39.689	126.8	3:50.400
3	1:49.527	30.078	39.741	39.708	129.3	5:39.927
4	1:49.969	30.089	39.930	39.950	128.8	7:29.896
5	1:50.263	30.184	40.158	39.921	128.4	9:20.159
6	1:50.932	30.505	40.403	40.024	127.6	11:11.091
7	1:52.197	31.259	40.430	40.508	126.2	13:03.288
8	1:52.472	30.719	40.689	41.064	125.9	14:55.760
9	1:54.085	30.594	40.392	43.099	124.1	16:49.845
10	2:00.133	34.360	44.906	40.867	117.9	18:49.978
11	1:52.484	31.324	40.560	40.600	125.9	20:42.462
12	2:01.265	33.545	47.180	40.540	116.8	22:43.727
13	1:53.475	31.149	41.025	41.301	124.8	24:37.202
14	1:50.300	30.249	40.013	40.038	128.4	26:27.502
15	1:51.409	30.498	39.955	40.956	127.1	28:18.911
16	1:51.698	29.810	41.480	40.408	126.8	30:10.609
17	1:50.758	30.644	39.961	40.153	127.8	32:01.367

75	Mika Höglund	FIN				
	MOTOMARKET RACING	BMW				
1	1:58.414	37.417	40.728	40.269	119.6	1:58.414
2	1:48.358	28.556	39.680	40.122	130.7	3:46.772
3	1:49.138	28.826	40.230	40.082	129.7	5:35.910
4	1:48.856	29.223	39.866	39.767	130.1	7:24.766
5	1:48.567	29.080	39.613	39.874	130.4	9:13.333
6	1:48.212	28.649	39.878	39.685	130.8	11:01.545
7	1:48.866	29.623	39.374	39.869	130.1	12:50.411
8	1:48.875	29.144	39.522	40.209	130.0	14:39.286
9	1:48.417	28.900	39.385	40.132	130.6	16:27.703

76	Oscar Borrajo Rodriguez	SPA				
	BORRAJO RACING TEAM					
1	1:53.530	36.099	38.794	38.637	124.7	1:53.530
2	1:45.263	27.975	38.814	38.474	134.5	3:38.793
3	1:45.690	28.631	38.654	38.405	134.0	5:24.483
4	1:44.828	27.825	38.375	38.628	135.1	7:09.311
5	1:44.446	27.592	38.335	38.519	135.6	8:53.757
6	1:45.306	27.848	38.560	38.898	134.5	10:39.063

87	Raul García Bermúdez	SPA				
	STRATOS COMPETICION	KAWASAKI				
1	1:52.954	35.662	38.288	39.004	125.4	1:52.954
2	1:44.203	27.914	37.815	38.474	135.9	3:37.157
3	1:43.855	27.763	37.819	38.273	136.3	5:21.012
4	1:43.331	27.605	37.542	38.184	137.0	7:04.343
5	1:43.600	27.722	37.520	38.358	136.7	8:47.943
6	1:43.468	27.611	37.670	38.187	136.8	10:31.411
7	1:43.632	27.989	37.628	38.015	136.6	12:15.043
8	1:43.876	28.030	37.763	38.083	136.3	13:58.919
9	1:43.853	27.734	37.851	38.268	136.3	15:42.772
10	1:43.738	27.790	37.794	38.154	136.5	17:26.510
11	1:43.470	27.678	37.663	38.129	136.8	19:09.980
12	1:43.936	27.918	37.733	38.285	136.2	20:53.916
13	1:43.957	27.839	37.890	38.228	136.2	22:37.873
14	1:43.204	27.579	37.328	38.297	137.2	24:21.077
15	1:43.275	27.692	37.485	38.098	137.1	26:04.352
16	1:44.278	27.684	37.669	38.925	135.8	27:48.630
17	1:44.239	28.117	37.779	38.343	135.8	29:32.869
18	1:43.949	27.969	37.894	38.086	136.2	31:16.818



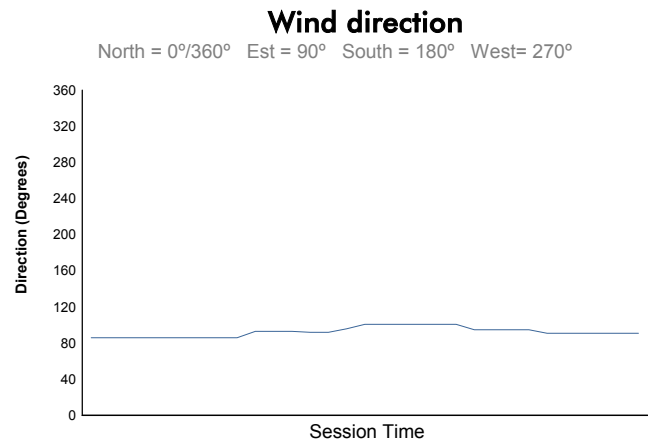
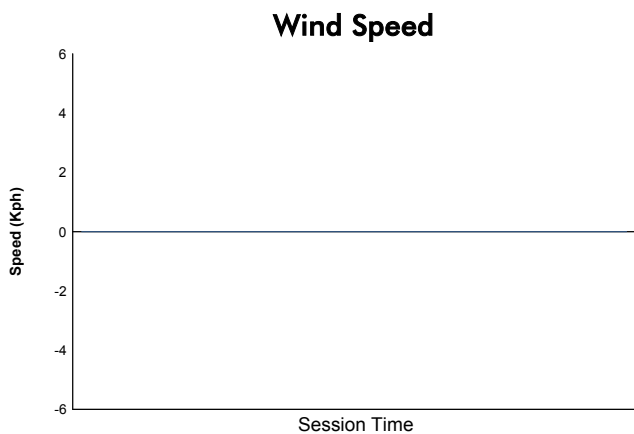
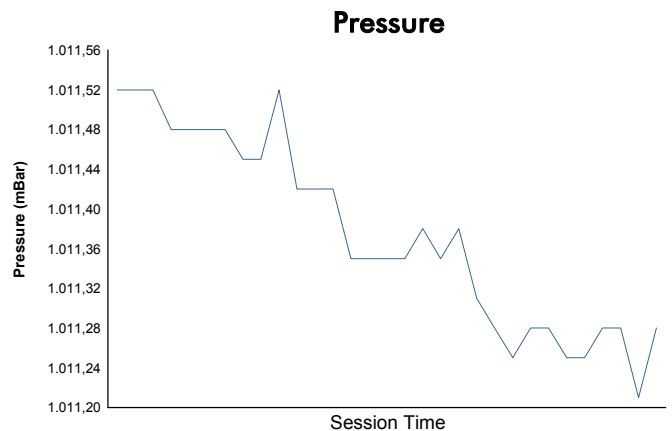
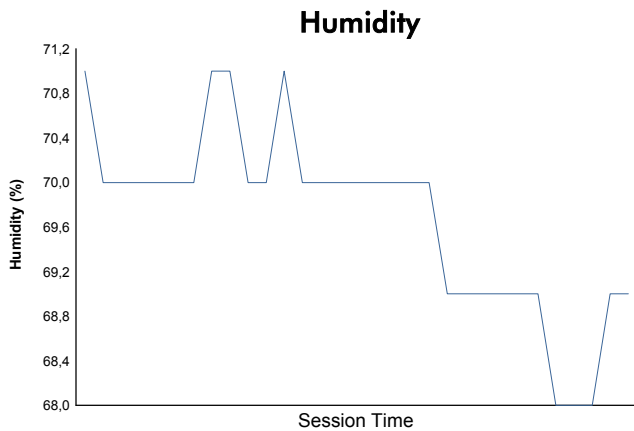
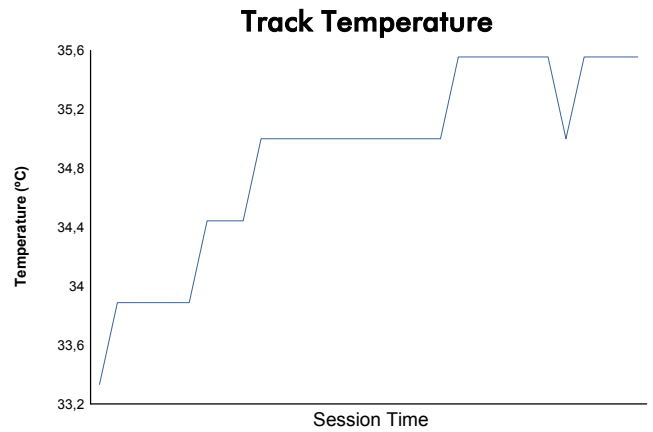
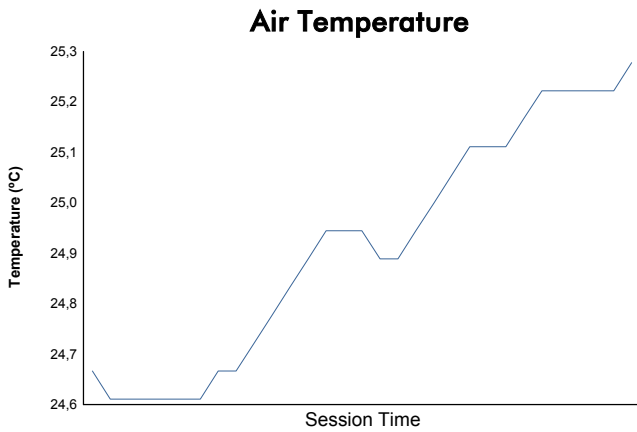


FIM CEV REPSOL 2014 Circuito de Navarra

Superbike

Race

Weather Report



Track Status: **DRY**

